

Fiber Coupled Tunable Laser VCSEL – 1654nm

(up to 15nm tuning range, linewidth 300MHz, 100kHz tuning speed, up to 1W output power)



DATASHEET

[Return to the Webpage](#)



Features

- 14nm Wavelength Tuning Range
- 0.6 mW CW Single Mode Output
- Isolator Integrated
- Mode Hopping Free Tuning
- 100 kHz Fast Wavelength Scan
- TEC Cooler Integrated
- SM and PM Fiber-Coupled
- 10 Gb/s Direct Modulation

Applications

- Sensor Systems
- OTC
- LIDAR
- Instrument
- Communications



The TVCS series of fiber-coupled tunable lasers combines an electrically movable MEMS mirror with a Vertical Cavity Surface Emitting Laser (VCSEL), providing a cost-effective single-mode laser source with fast wavelength tuning capability. The wavelength sweep is mode hopping-free, ensuring smooth operation. The compact design integrates an optical isolator and TEC cooler for enhanced stability. It is available with single-mode, polarization-maintaining (PM), or multimode fiber. This device requires mounting on a heat sink. A dedicated driver is available, offering stable laser output, 10kHz fast wavelength sweep, and digital laser modulation up to GHz. The TVCS can be driven at or beyond resonance, with resonance frequencies ranging from 250 to 320 kHz, depending on the batch. For higher output power, up to 1W in both single-mode (SM) and polarization maintaining (PM) configurations, we offer integration with an erbium-doped fiber amplifier (EDFA), which also provides output intensity stability through a precision feedback control loop.

The device is highly ESD-sensitive to electrostatic discharge due to its thin active laser layer configuration; consequently, only the protected benchtop has a warranty.

Due to their high sensitivity to electrostatic discharge, warranty coverage applies only to fully metal covered modules the benchtops, which include proper protection. Other versions of the lasers and photodetectors are not covered by any warranty. Please use them with great caution.

Specifications

Parameter	Min	Typical	Max	Unit
Start Wavelength		1654		nm
Wavelength Tuning Rang *	±2		±4	nm
Tuning Speed	0		100	kHz
Spectral Width (-3dB FWHM, CW)			300	MHz
Side-Mode Suppression Ratio (SMSR)	30	40		dB
Polarization Extinction Ratio (PM Fiber)	20		25	dB
Relative Intensity Noise (RIN)			-128	dB/Hz
Output Optical Power **	0.4	0.7	1000	mW
Electrical Return Loss (S22)		-5		dB
RF Input Impedance		50		Ω
Laser Threshold Current		7		mA
Laser Operation Current		18	25	mA
Laser Revere Voltage		1.5	2.5	V
Wavelength Tuning Current		100		μA
Wavelength Tuning Voltage			13	V
TEC Voltage		0.35	1.5	V
TEC Current		0.05	0.55	A
TEC Operating temperature	5		35	°C
Thermistor Resistance		10		kΩ
Operating Temperature	-25		65	°C
Storage Temperature	-45		85	°C
Fiber Cover		0.9mm Tube		
Fiber Length		1		m

* Non-resonance. Resonance may be larger range

**Higher power is achieved with an integrated optical amplifier

CAUTION: Device is highly sensitive to electrostatic discharge. Solder temperature <350°C <10 seconds

Legal notices: All product information is believed to be accurate and is subject to change without notice. Information contained herein shall legally bind Agiltron only if it is specifically incorporated into the terms and conditions of a sales agreement. Some specific combinations of options may not be available. The user assumes all risks and liability whatsoever in connection with the use of a product or its application.

Rev 11/26/25

P +1 781-935-1200

E sales@agiltron.com

W www.agiltron.com

Information contained herein is deemed to be reliable and accurate as of the issue date. We reserve the right to change the design or specifications at any time without notice. Agiltron is a registered trademark of Optowares Corporation in the U.S. and other countries.

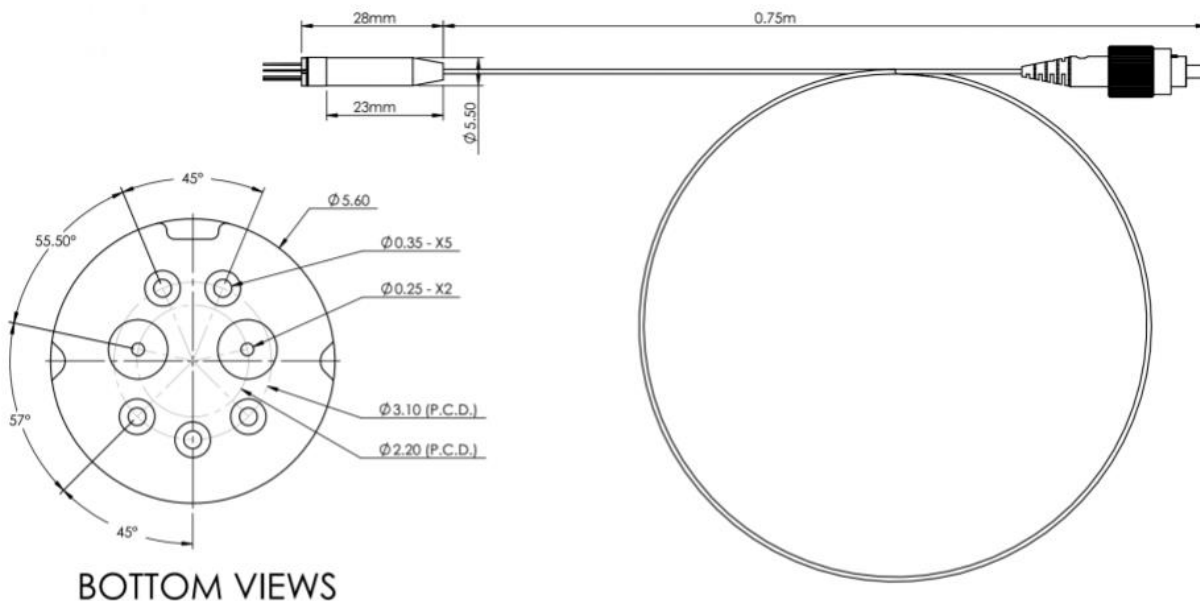
Fiber Coupled Tunable Laser VCSEL – 1654nm

(up to 15nm tuning range, linewidth 300MHz, 100kHz tuning speed, up to 1W output power)



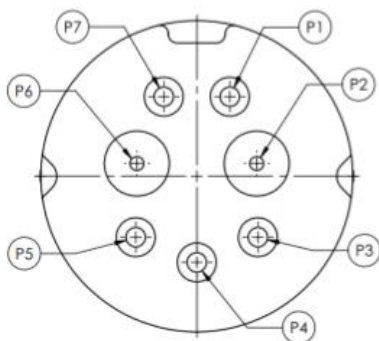
DATASHEET

Mechanical Dimensions (mm)



*Product dimensions may change without notice. This is sometimes required for non-standard specifications.

Electrical Connection



PIN NO.	ASSIGNMENT
P1	TEC (+)
P2	LD (-)
P3	TUNING Vt (-)
P4	THERMISTOR (-)
P5	THERMISTOR (+)
P6	LD (+) & TUNING Vt (+)
P7	TEC (-)

CAUTION: The Wavelength Tuning (PIN6) must not share a common ground with the LD Control (PIN2), as this will damage the device.

Fiber Coupled Tunable Laser VCSEL – 1654nm

(up to 15nm tuning range, linewidth 300MHz, 100kHz tuning speed, up to 1W output power)



DATASHEET

Ordering Information

Prefix	Wavelength	Tuning Range	Optical Power ^[1]	Driver	Enclosure ^[2]	Fiber Type	Fiber Length	Connector ^[3]
TVSE-	1654nm = 65 Special = 00	±3.5nm = 1 ±4.5nm = 2 ±5.5nm = 3 ±6.5nm = 4 ±7.5nm = 5	Standard = 1 10mW = 2 100mW = 3 500mW = 5 1W = 9 Special = 0	No = 0 Yes = 1	Non = 1 Benchtop = 2 Special = 0	SM28 = 1 PM1550 = 2 50/125 = 3 62.5/125 = 4 105/125 = 5 Hi1060 = 7 PM980 = 9 Special = 0	1m = 1 Special = 0	FC/APC = 3 FC/PC = 2 SC/PC = 4 SC/APC = 5 ST/PC = 6 LC/PC = 7 LC/APC = A LC/UPC = U Special = 0

[1]. Power >1 mW is packaged in a plug-play benchtop



[2]. The benchtop is a plug-play unit that integrates a power supply compatible with 100-240 VAC, features an optical output connector on the front panel, and power/control interfaces on the rear panel.

[3]. Regular fiber connector has PER ~22dB. Connector with PER >27 dB is available using special process

Marked in red on special order

Benchtop

Agiltron cost-effective LDCB series benchtop control kit is designed for easy laser diode mounting and precise control. It incorporates a high-precision, low-noise auto-feedback drive electronics to ensure constant output power or a constant driving current and an integrated temperature control unit maintains optimal operating conditions. The system provides up to 1A driving current and up to 2A TEC cooling current. Each system features a front fiber output connector. The user interface includes an intuitive LCD display for independent control of output power and temperature via two front rotating knobs. The LDCB also includes a universal power supply compatible with 100 to 240 VAC. The LDCB has a built-in isolator option to prevent reflection-induced laser emissions instability. The LDCB is designed as a laser diode and TEC controller kit for customer to install laser diode.



*Product dimensions may change without notice. This is sometimes required for non-standard specifications.

P +1 781-935-1200

E sales@agiltron.com

W www.agiltron.com

Fiber Coupled Tunable Laser VCSEL – 1654nm

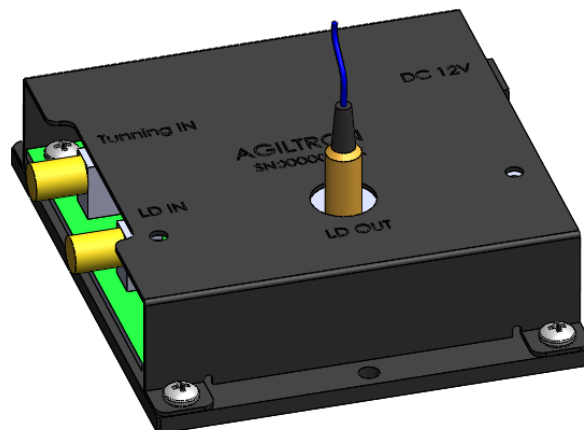
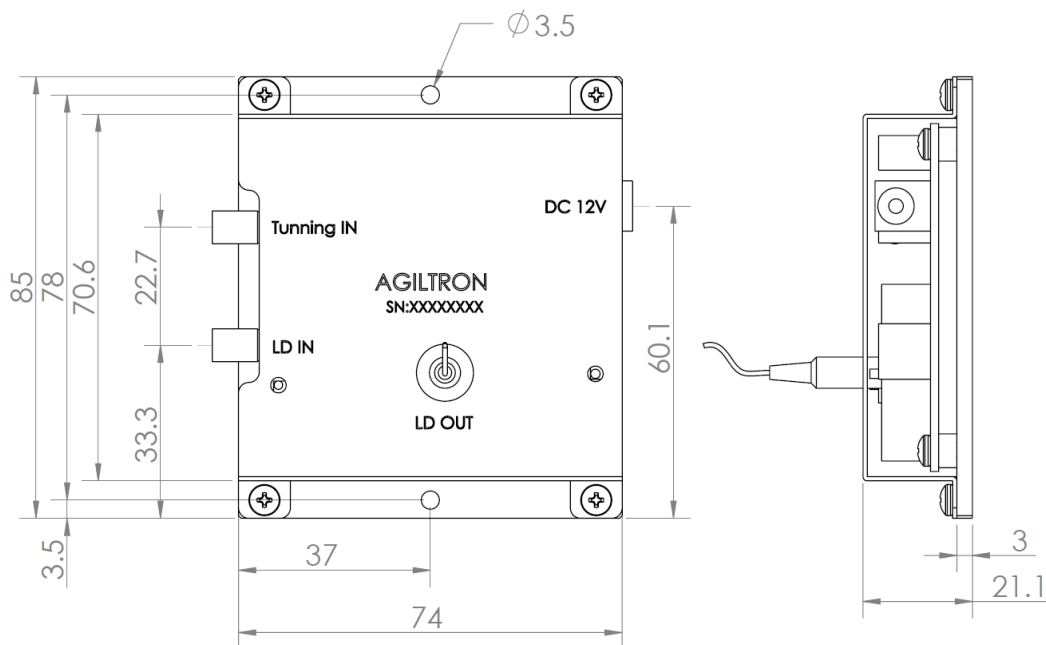
(up to 15nm tuning range, linewidth 300MHz, 100kHz tuning speed, up to 1W output power)



DATASHEET

Driver Description

- TEC Cooling: Integrated thermoelectric cooler (TEC) with adjustable temperature settings (preset to 10°C).
- Laser Current Control: Constant current control, with user-settable 0-5V, SMA input with impedance >1K
- Direct Laser Modulation: The same SMA can be used to directly modulate laser at speeds up to 1 Gb/s.
- Fast Wavelength Scan: Capable of performing fast wavelength scanning at 100 kHz. 0-5V, SMA input with impedance >1K
- Constant Output Power Control: Optional external feedback tap available for maintaining stable laser output power.
- High Output Power: A cost effective optical amplifier can be integrated to increase the output power up to 100mW (\$550).



Fiber Coupled Tunable Laser VCSEL – 1654nm

(up to 15nm tuning range, linewidth 300MHz, 100kHz tuning speed, up to 1W output power)



DATASHEET

Driver Operation Manual

The TVCS driver integrates a low-noise laser driver with a modulation speed of up to 200MHz, a TEC cooler, and MEMS wavelength tuning circuitry. The TEC temperature is preset at factory to 15°C

Operation Instructions:

- 1. Power Up:** Connect the included 12V DC power supply (5.5 x 2.1mm connector).
- 2. Laser Diode Power/Modulation Control:** Apply a 0-5V control signal to the SMA connector labeled "LD IN." Ensure no negative voltage is applied.
- 3. Wavelength Tuning:** Apply a 0-5V control signal to the SMA connector labeled "TUNING IN." Ensure no negative voltage is applied.
- 4. Laser Output:** The laser output is available through the FC/APC connector labeled "LD OUT."
- 5. Driven at Resonance or Beyond:** The resonance is between 250 and 320KHz, depends on the batch. Driving with sinusoidal signal at resonance achieve widest tuning. One can increase the sweep rate and adjust min and max tuning voltage for optimizing the optical spectrum. Do not exceed the max / min tuning voltage. When driving beyond resonance the optical spectrum is decreased. At 1MHz sinusoidal the tuning range is about 1nm.

Caution: Do not share the ground between the laser power control input and the laser tuning input. Doing so can cause permanent damage to the laser.

ESD Test

ESD - Discharge to housing	IEC 61000-4-2 Performance class B contact 4kV, air 8kV	ESD test setup	3	Link test during exposure	9/9/20	10/9/20	Pass	Class A 4kV (contact) Class B 8kV (contact) Class A 15kV (air)
ESD - Discharge to electrical pins - Trx	JEDEC/EIA JESD22-A114-B HBM class 1C ± 1kV	ESD test setup	3	E/O test	9/10/20	9/10/20	Pass	

Fiber Coupled Tunable Laser VCSEL – 1654nm

(up to 15nm tuning range, linewidth 300MHz, 100kHz tuning speed, up to 1W output power)



DATASHEET

Caution Electrostatic Sensitivity



- Never touch laser diode and the module using hands
- Always use protections when handle a laser diode
- Recommend mounting the laser diode using an ionic gun and ESD finger cots



Laser Safety

This product meets the appropriate standard in Title 21 of the Code of Federal Regulations (CFR). FDA/CDRH Class 1M laser product. This device has been classified with the FDA/CDRH under accession number 0220191. All versions of this laser are Class 1M laser products, tested according to IEC 60825-1:2007 / EN 60825-1:2007. An additional warning for Class 1M laser products. For diverging beams, this warning shall state that viewing the laser output with certain optical instruments (for example eye loupes, magnifiers, and microscopes) within a distance of 100 mm may pose an eye hazard. For collimated beams, this warning shall state that viewing the laser output with certain instruments designed for use at a distance (for example telescopes and binoculars) may pose an eye hazard.

Wavelength = 1.3/1.5 μm .

Maximum power = 30 mW.



*Caution - Use of controls or adjustments or performance of procedures other than those specified herein may result in hazardous radiation exposure.

*IEC is a registered trademark of the International Electrotechnical Commission.